

Plate 3: Marrat Sequence III



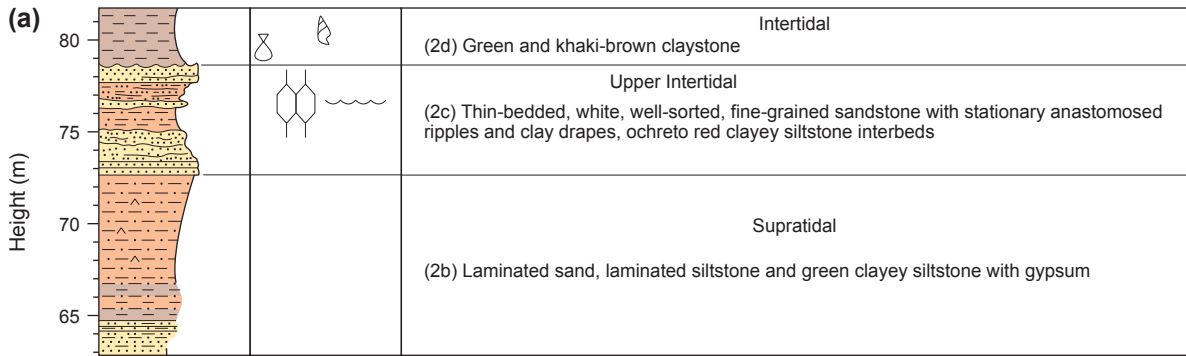


Plate 3: (a) Anastomosed stationary ripples in Middle Marrat Subunit (2c), and **(b)** in present-day upper intertidal flat. Microgastropods (*Peringia ulvae*) are frequently trapped between two ripples.

Plate 3: (c) Photomicrograph of bioturbated bioclastic wackestone with recrystallized lamellibranches, limonitic gastropods with internal sediment, echinoderms and aggregates. (Samples JMA82-111–B40324, polarized light) upper Middle Marrat, Khashm adh Dhibi, Darma' Quadrangle.